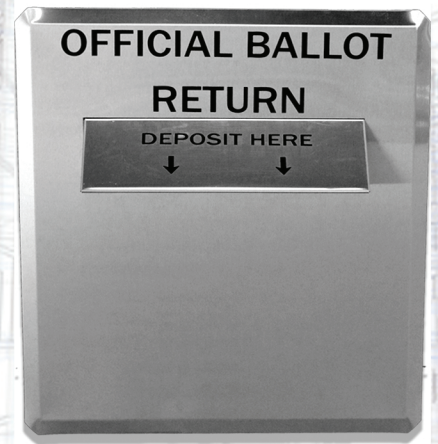





## The CollectionPoint **Ballot Return Thruwall System**



## Features & Benefits

### **Ease Means Easy to Install**

This unit is pre-assembled in one piece making it easy to install. Simply cut a rectangular hole and install, just like a wall or window mounted AC unit. It really is that easy. See the specification tab for our installation instructions.

### **Sustainable Stainless Steel and Aluminum**

This ThruWall has a stainless-steel faceplate for a sleek look coupled with an aluminum body that will never rust. Our stainless-steel faceplates are made of up to 90% recycled materials and the interior aluminum components are made of up to 85% recycled materials.

### **Locking Cabinet/Cart for Security**

The Ballot Return ThruWall comes with a locking door on the back of the unit and locking depository flap to reduce the risk of ballot theft and tampering. This system also comes with a top locking cart to keep unauthorized personnel out which gives trust in our locking ballot box to provide the peace of mind you need.

### **Theft Deterrence**

The Ballot Return ThruWall comes with a locking door on the back of the unit and locking depository flap to reduce the risk of ballot theft and tampering.

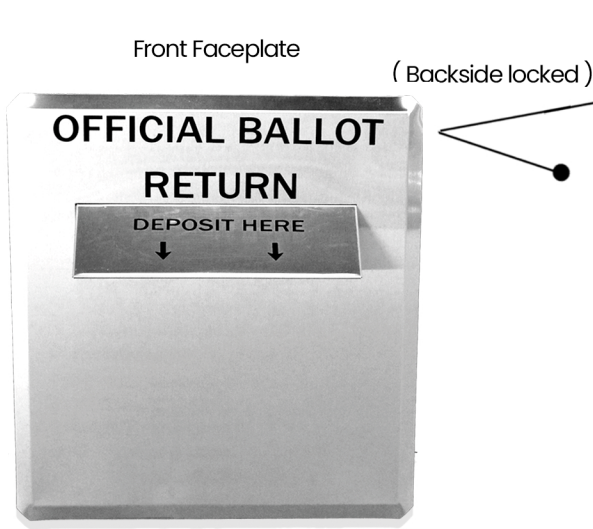
### **Standard Wording Options**

You also have the option of custom vinyl wording up to a certain number of characters in your choice of color.

### **ADA Compliant**

The Collection Point Ballot Return ThruWall is ADA compliant when properly installed. This unit allows for easy, one-handed deposits without having to pull down a door. Simply push the item all the way through the depository flap. High contrast wording is available for those with low vision. We recommend sticking with black or blue for the best visibility. Braille labels are available with the wording "Ballot Return" to further help identify the purpose of your ThruWall.

The CollectionPoint **Ballot Return ThruWall System**  
**60 years of providing exceptional quality and security**



The Ballot Return ThruWall comes with a locking door on the back of the unit and locking depository flap to reduce the risk of ballot theft and tampering.




The Collection Point Ballot Return ThruWall is **ADA compliant** when properly installed. This unit allows for easy, one-handed deposits without having to pull down a door. Simply push the item all the way through the depository flap.



**Intelligent, Convenience, putting Security First**

The ThruWall is designed with **two inner flaps** that guide the ballots through the opening and into the cart.



( Top View of Cart )



**Stay Safe and Warm, Inside.**

**TopLock Inside** This system comes with a top locking cart to keep unauthorized personnel out which provides security and peace of mind.