
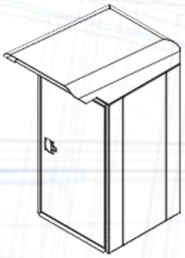




The CollectionPoint Drive-up & Walk-up Ballot Return



Materials

All component parts: 12 gauge aircraft grade aluminum for high strength and excellent dent resistance.

Versatility

Easy 360 degree hood rotation for your convenience.

Weather Resistance

Fully sealed to prevent leaking in adverse weather conditions such as rain, ice, snow, and dust. Sloped and radius hood helps shed water. Built-in door drip rail comes standard and helps deter water from entering at top of cart door.

Theft Deterrence

The cabinet door opens with a three-point locking handle system with optional padlock for additional security.

Anti-phishing hood featuring 0.5 in tall opening making it nearly impossible to retrieve any material in the cabinet.

Extra-strength pry resistant door with additional material that covers potential pry spots.

Full length stainless steel hinged access door

Dual cam locks for the depository opening.

Fire Suppression: Airtight design smothers most fires in less than 1 minute.

Locking Method


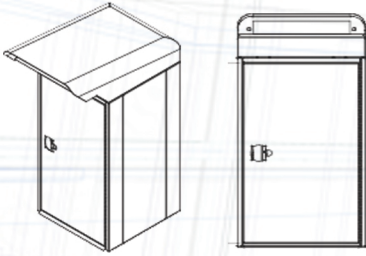
Depository Opening: (2) keyed cam locks. Cart Access Door: 3-point locking (top, bottom, and opening side). Keyed paddle lock with weather sealed lock cover to prevent freezing and keep dirt out.

Liquid Drainage System

Designed to divert liquid from the depository opening away from the collection area.



The CollectionPoint Drive-up & Walk-up Ballot Return

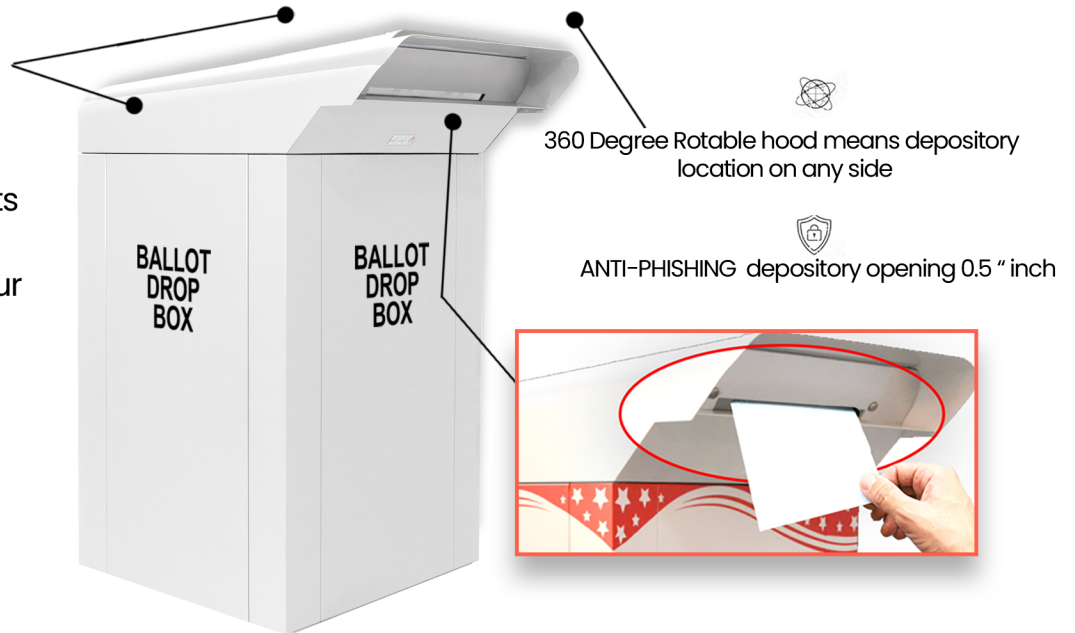


Features & Benefits

- Can never rust.
- Natural memory of Aluminum material resists dents better than steel.
 - Warranted FOREVER against rust and structural failure.
 - Fire suppressant, weather resistant, and theft deterrent design
- Anti-Microbial imbedded in the finish to protect against Flu and viruses
- Internal Liquid diversion system that diverts liquids away from the collection area.
 - Door armor pry shield
 - Full raised bottoms with ramp
- kwikDrop™ Depository eliminates injuries caused by pull down doors.
- Top is a 1-piece wrap design with a fully welded back plate and front plate
- Tall Design for easy deposits from walk-up or from cars, SUVs, and trucks
 - ADA Compliant
- Will never streak or discolor like stainless steel.
- Can be used in coastal areas where steel and stainless fail.
 - Exclusive 2.5 mil thick powder coat finish
- Exclusive Tri-Point locking secures the door on the top, bottom, and opening side.
 - Exclusive sealed industrial grade keyed paddle-handle lock resists freezing
 - Hood can be rotated 360 degrees for depository location on any side.
 - Exclusive kwikDrop™ Depository opening is 12"W x 1/2"H [305mmL x 88.9mmH]
 - Full raised bottom helps keep collections dry and resists mold and mildew
- Anti-phishing depository opening, and enclosed funnel chute prevents materials from being removed once deposited.
 - Hood extends 13" (33cm) on depository side for easier deposits.
 - Made from recycled aluminum alloy.


The CollectionPoint **Drive-up and ADA compliant Walk-up Ballot Return** **60 years of providing exceptional quality and security**

The CollectionPoint Ballot Return has an **elongated depository**, which makes it easy for residents to drop off ballots from the convenience of their car while keeping your collection cabinet safely back from the curb.



Providing professional security in an insecure world.

- The cabinet door opens with a **three-point locking handle system with optional padlock** for additional security.
- **Anti-phishing** hood featuring 0.5" inch tall opening making it nearly impossible to retrieve any material in the cabinet.
- **Extra-strength pry resistant door** with additional material that covers potential pry spots.
- Full length stainless steel hinged access door
- **Dual cam locks** for the depository opening.



Stay ahead of the game, and don't get wet!

Liquid Drainage System located inside the depository flap, is designed to divert liquid from the depository opening away from the collection area.